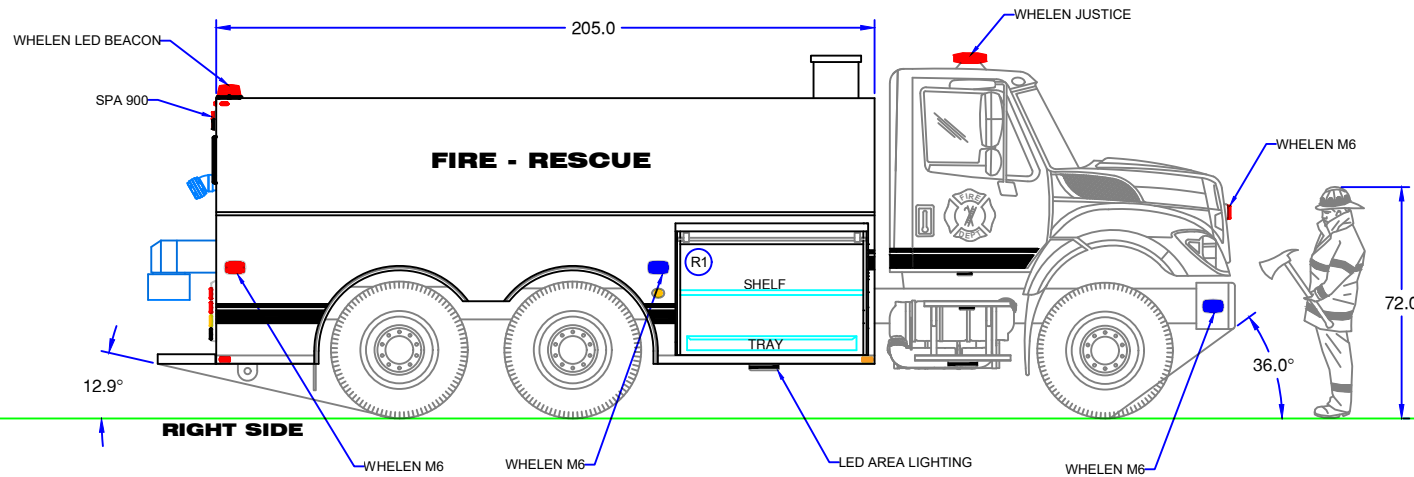
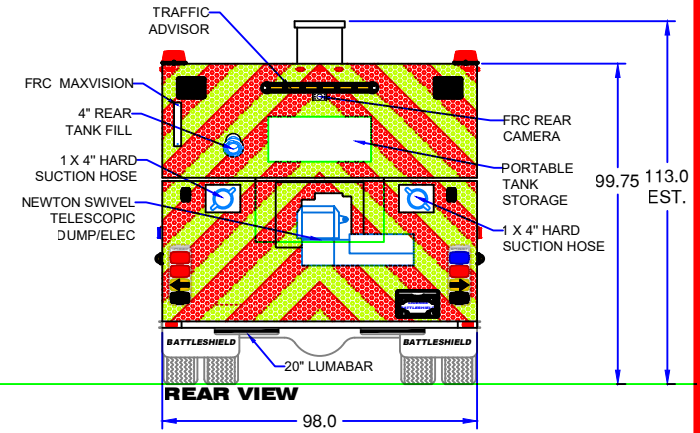
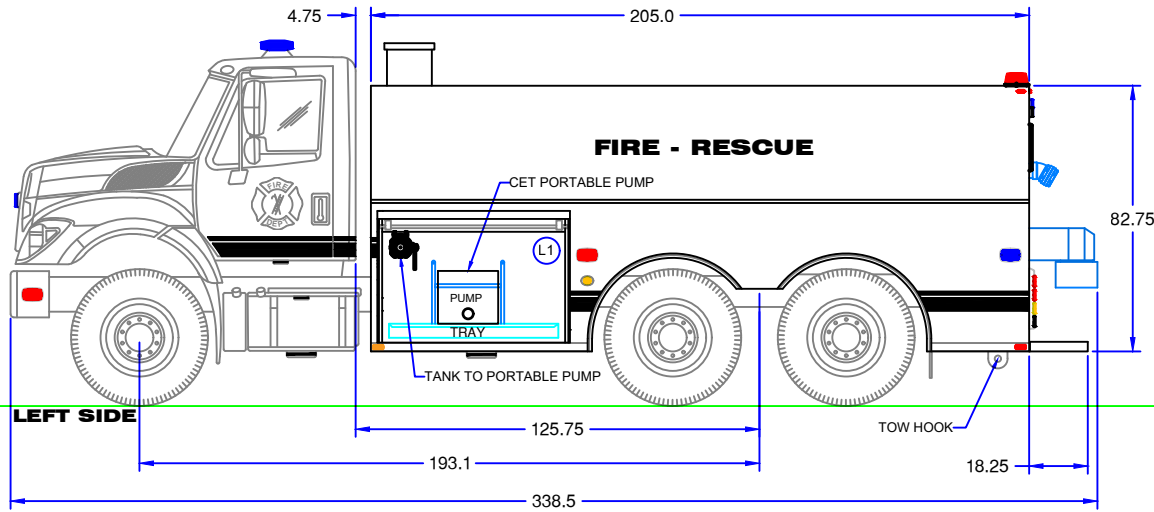


EXTERIOR VIEW - OPEN



CAB
 CHASSIS 2021 INTERNATIONAL HV607
 ENGINE CUMMINS ISL 9
 400HP @ 2200 RPM
 1250 LB-FT @ 1200 RPM

TRANS ALLISON 4000 EVS-P AUTO
 FAWR 18,000 LBS
 RAWR 46,000 LBS
 GAWR 64,000 LBS

BODY
 BODY MAT'L 3/16" 5052-H32 MARINE GRADE ALUMINUM
 CHECKER 1/8" 3003H22 ALUMINUM CHECKER PLATE

DOORS AMDOR ROLL-UP DOOR

OPTIONS N/A

FIRE PUMP & WATER TANK
 FIRE PUMP PORTABLE PUMP CET PFP-27-HP

TANK 2500 IGAL POLY WET-SIDE

NOTE: ALL TRAYS/SHELVES INCLUDED

COMPARTMENT OPENING DIMENSIONS			
	WIDTH	DEPTH	HEIGHT
L1	57.0	27.8	33.0
R1	57.0	27.8	33.0

LAURENTIAN VALLEY

ALL DIMENSIONS IN INCHES
 UNLESS OTHERWISE SPECIFIED
DO NOT SCALE DRAWING

DISCLAIMER
 We reserve the right to modify these dimensions to accommodate actual "as built" chassis dimensions. This was prepared using body builder reference drawings.

DRAWN A. MISTRY	DATE 17 JULY 2023
REVISED	DATE
A. THOMAS	DATE 16 AUG 2023
APPROVED T. HOVEY	DATE 16 AUG 2023

