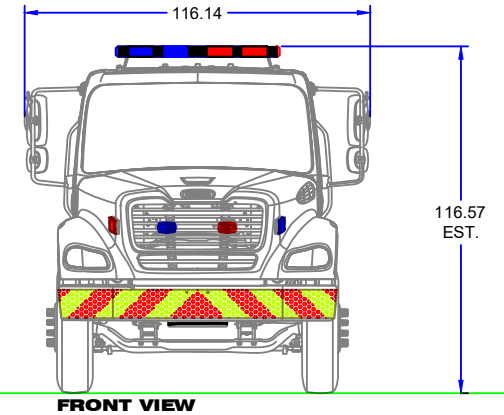
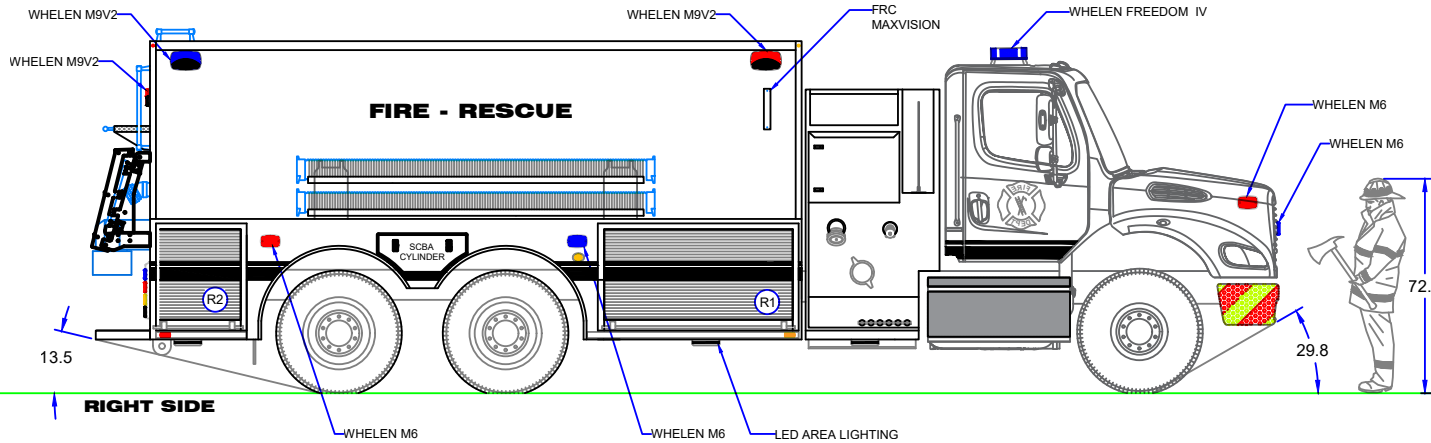
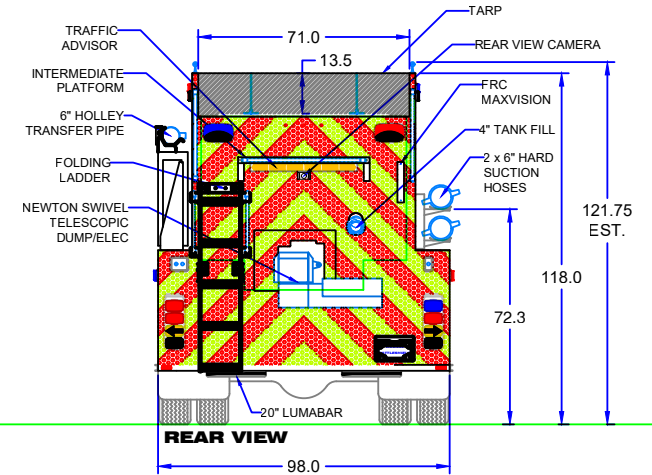
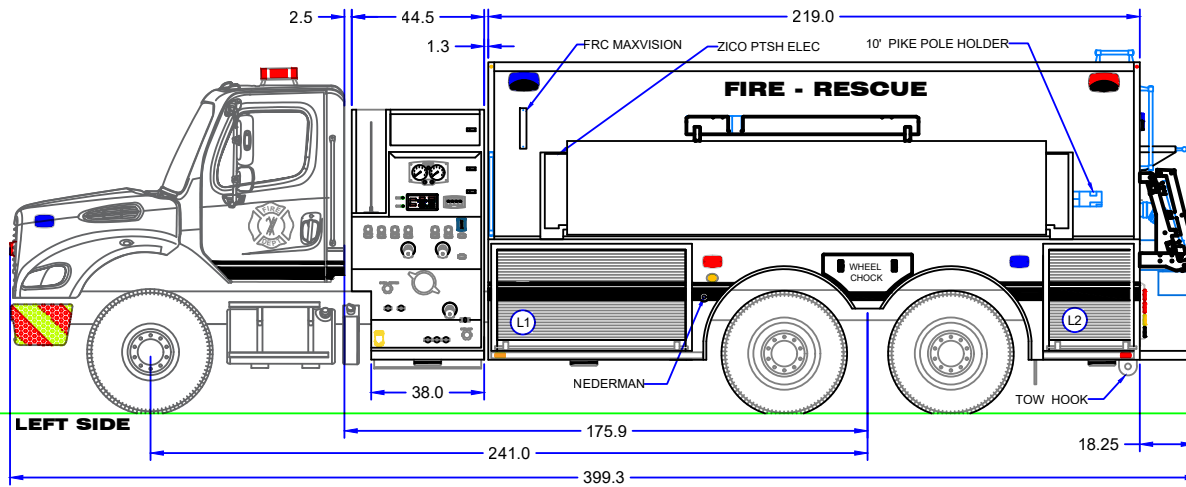


EXTERIOR VIEW - CLOSED



CAB
 CHASSIS 2023 FREIGHTLINER M2 112 DC
 ENGINE CUMMINS L9 EV
 450 HP @ 2100 RPM
 1250 LB-FT @ 1200 RPM

TRANS ALLISON 3000 EVS-P AUTO
 FAWR 16,000 LBS
 RAWR 46,000 LBS
 GAWR 62,000 LBS

BODY
 BODY MATL 3/16" 5052-H32 MARINE GRADE ALUMINUM
 CHECKER 1/8" 3003H22 ALUMINUM CHECKER PLATE

DOORS AMDOR ROLL DOORS

OPTIONS UNDERCOATING
 DRIVER SIDE MIV ONLY

FIRE PUMP & WATER TANK
 FIRE PUMP QMAX XS 1050 GPM

FOAM SYS OPTIONAL

TANK POLY DRY-SIDE
 2500 IGAL WATER

NOTE: HUSKY 3000
 PORTABLE POOL

COMPARTMENT OPENING DIMENSIONS			
	WIDTH	DEPTH	HEIGHT
L1	63.5	27.8	26.5
L2	27.5	27.8	26.5
R1	63.5	27.8	26.5
R2	27.5	27.8	26.5

DO NOT SCALE DRAWING

CLARENCE ROCKLAND

ALL DIMENSIONS IN INCHES
 (UNLESS OTHERWISE SPECIFIED)
 DO NOT SCALE DRAWING

DISCLAIMER
 We reserve the right to modify these dimensions to accommodate actual "as built" chassis dimensions. This was prepared using body builder reference drawings.

DRAWN	DATE
A. THOMAS	02 MAY 2023
REVISED	DATE
A. THOMAS	12 JULY 2023
APPROVED	DATE
T. HOVEY	27 JUNE 2023

BATTLESHIELD