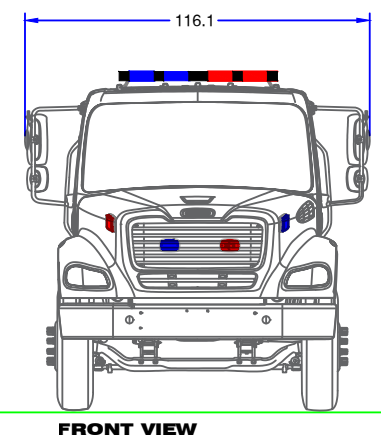
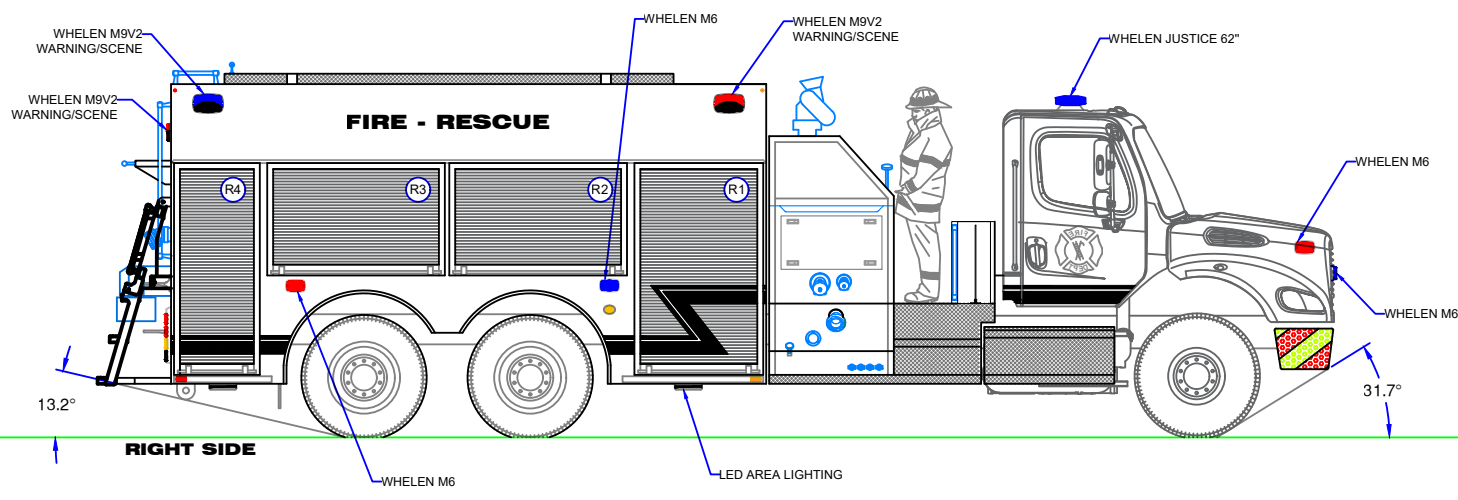
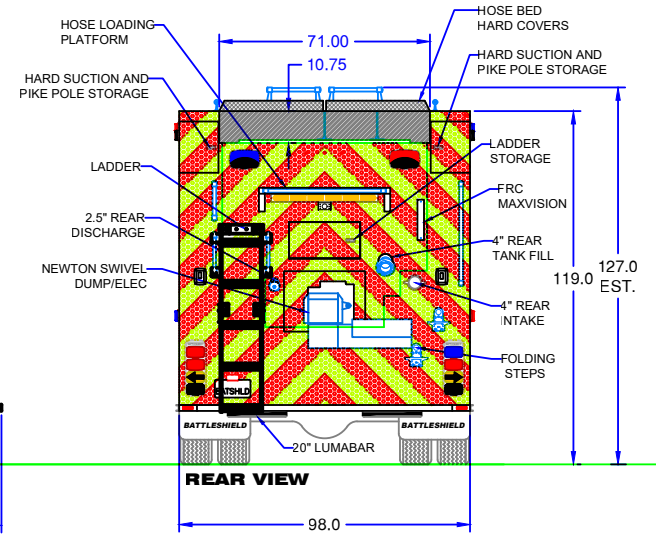
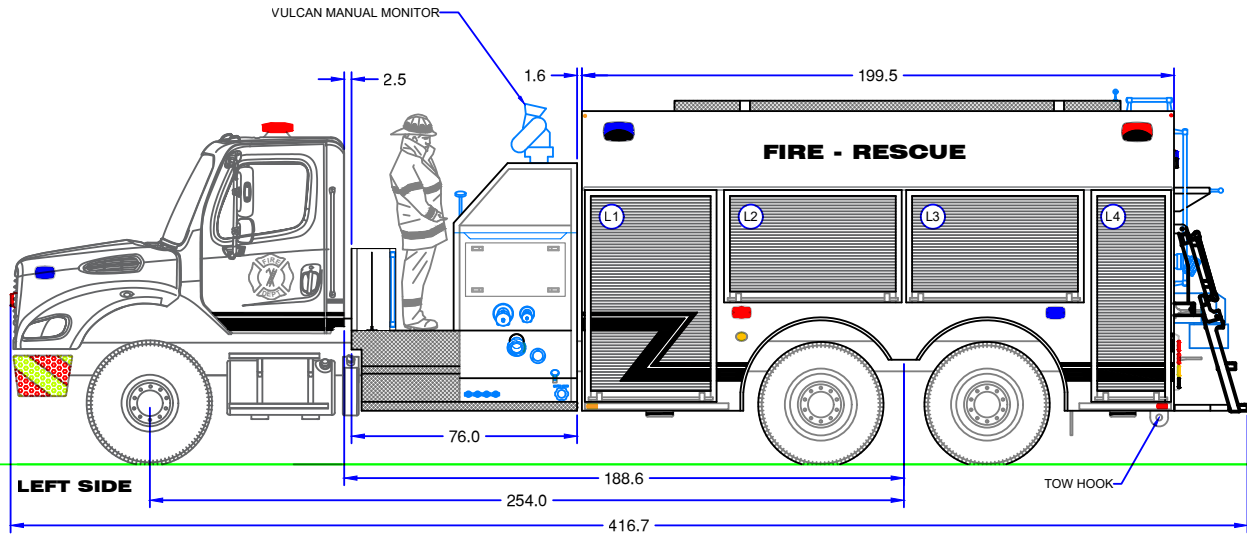


EXTERIOR VIEW - CLOSED



CAB

CHASSIS 2023 FREIGHTLINER M2 112 DC

ENGINE CUMMINS L9
450EV HP @ 2100 RPM
1250 LB/FT @ 1200 RPM

TRANS ALLISON 3000 EVS AUTO

FAWR 16,000 LBS

RAWR 46,000 LBS

GAWR 62,000 LBS

BODY

BODY MAT'L 3/16" 5052-H32 MARINE GRADE ALUMINUM

CHECKER 1/8" 3003H22 ALUMINUM CHECKER PLATE

DOORS AMDOR ROLL-UP DOOR

OPTIONS STORAGE FOR SUCTION HOSE
2 1/2" REAR DISCHARGE
4" REAR INTAKE

FIRE PUMP & WATER TANK

FIRE PUMP HALE QMAX-XS 1500 GPM

FOAM SYS FOAMPRO 2001

TANK 2500 US GAL POLY DRY-SIDE
25 IGAL FOAM

NOTE: ALL TRAYS/SHELVES INCLUDED

COMPARTMENT OPENING DIMENSIONS

	WIDTH	DEPTH	HEIGHT
L1	44.5	27.8/13.3	67.0
L2	53.75	13.3	35.3
L3	53.75	13.3	35.3
L4	27.0	27.8/13.3	67.0
R1	44.5	27.8/13.3	67.0
R2	53.75	13.3	35.3
R3	53.75	13.3	35.3
R4	27.0	27.8/13.3	67.0

F50159 - MOHAWKS OF THE BAY OF QUINTE

ALL DIMENSIONS IN INCHES UNLESS OTHERWISE SPECIFIED
DO NOT SCALE DRAWING

DISCLAIMER
We reserve the right to modify these dimensions to accommodate actual "as built" chassis dimensions. This was prepared using body builder reference drawings.

DRAWN D. HE	DATE 10 DEC 2021
REVISED	DATE
A. THOMAS	DATE 13 APR 2023
APPROVED T. HOVEY	DATE 13 APR 2023

