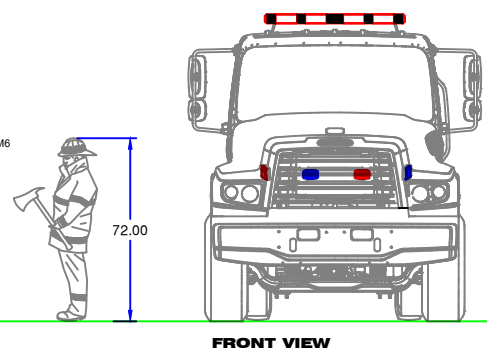
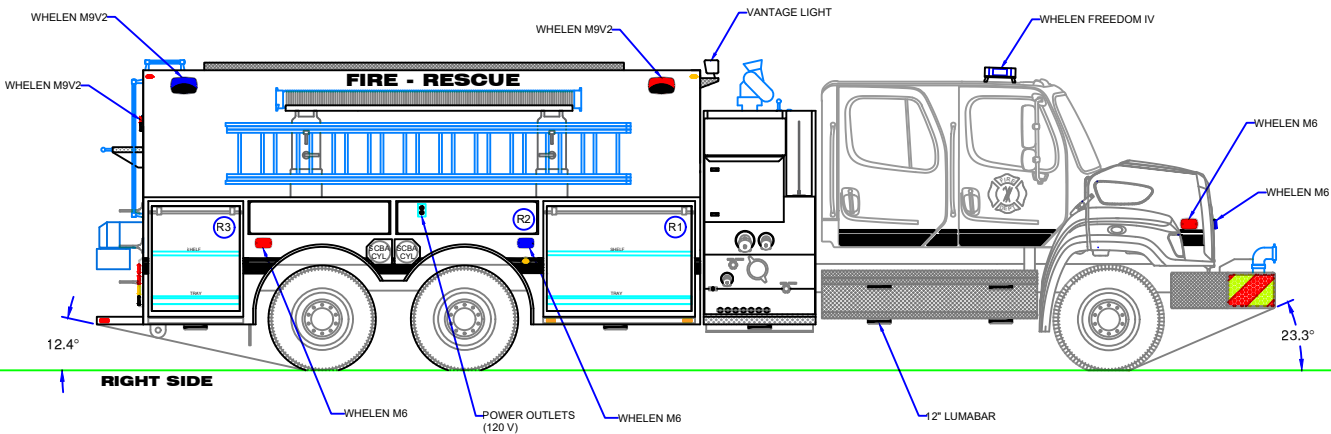
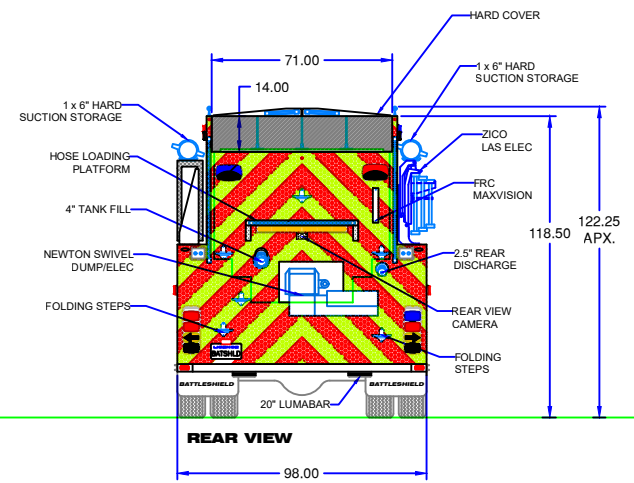
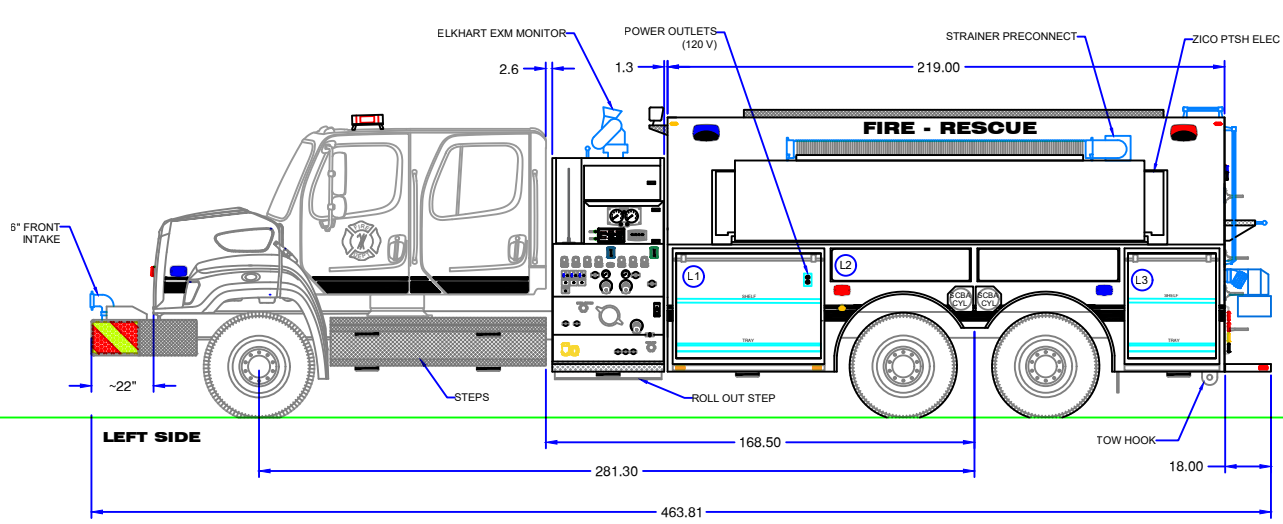


EXTERIOR VIEW - OPEN



CAB
 CHASSIS 2022 FREIGHTLINER 108SD CREW
 ENGINE CUMMINS L9 EV
 400 HP @ 2100 RPM
 1250 FT/LBS @ 1400 RPM

TRANS ALLISON 3000 EVS-P AUTO
 FAWR 18,000 LBS
 RAWR 46,000 LBS
 GAWR 64,000 LBS

BODY
 BODY MATL 3/16" 5052-H32 MARINE GRADE ALUMINUM
 CHECKER 1/8" 3003H22 ALUMINUM CHECKER PLATE

DOORS AMDOR ROLL-UP DOORS
 OPTIONS ZICO ELECTRIC LADDER RACK
 ZICO ELECTRIC PORT-A-TANK RACK
 STORAGE FOR 2 X SUCTION HOSE
 2X 2 1/2" REAR DISCHARGE

FIRE PUMP & WATER TANK
 FIRE PUMP HALE QMAX XS 5000LPM
 FOAM SYS FOAM PRO 2001

TANK 2500 IGAL POLY DRY-SIDE
 25 IGAL FOAM

NOTE: ALL TRAYS/SHELVES INCLUDED

COMPARTMENT OPENING DIMENSIONS			
	WIDTH	DEPTH	HEIGHT
L1	57.6	27.8	38.7
L2	111.5	13.3	10.0
L3	35.3	27.8	38.7
R1	57.6	27.8	38.7
R2	111.5	13.3	10.0
R3	35.3	27.8	38.7

1460 - SOUTH STORMONT

ALL DIMENSIONS IN INCHES UNLESS OTHERWISE SPECIFIED
 DO NOT SCALE DRAWING

DISCLAIMER
 We reserve the right to modify these dimensions to accommodate actual "as built" chassis dimensions. This was prepared using body builder reference drawings.

DRAWN D. HE	DATE 04 JUL 2019
REVISED A. THOMAS	DATE 20 DEC 2022
APPROVED T. HOVEY	DATE 20 DEC 2022